

Rass Mandal

Guest Manual



Owner: Richard Woodruff
www.rassmandal1.com
richardawoodruff@gmail.com

#rassmandal (post your photos on Instagram)

Cell #: +1 505 397 1119

Introduction:

Rass: APPRECIATION

Mandal: COMMUNITY

It is our intent at Rass Mandal to promote a oneness with nature and an *appreciation* for the uniqueness of each of us. I aim to provide an environment that fosters a *community* spirit and encourages our collective creativity and energy to improve all that exists both within us and around us.

Rass Mandal was built in 1986, and its architecture is quite unique for New Mexico. Exhibiting influences of both Asian Indian and Spanish style, it is constructed of double (sometimes triple) adobe brick and has one of the few adobe domes in New Mexico. The interior is natural adobe walls and all the wood is mahogany with hand carved detailing that is truly exquisite. The specialty windows are of stained glass and cut crystal. The house faces south and when viewed from Google Earth, it is in the shape of a bird readying for flight. Situated on ten acres, we encourage you to enjoy the beauty and energy of the surroundings.



Please Observe the Following Important Guidelines (further explained in manual):

1. You are free to use everything you find in the home but please treat the premises in a respectful manner. **The property may not be used for large gatherings or events of more than ten people without my (Richard's) understanding and permission.**
2. All vehicles are to be parked on the property and may not be left on the road. Please **always** observe this so as not to anger the neighbors.
3. **Water** is scarce in New Mexico; we are in a multiyear drought period. Please be judicious with your use of water (e.g. shorter showers, reuse towels, etc.).
4. **Noise** shall be kept to a minimum and especially before 9 AM and after 8 PM. Noise carries very far in the mountains and our neighbors deserve and expect quiet. I am sure you understand.
5. **Trash**, please put all waste material generated during the rental period in the trash bin located at the head of the driveway behind the coyote fence. The left-hand side is for recycling (no glass) and the right-hand side is for all other trash. The trash is collected on **Tuesday** morning and therefore the bin should be at the end of the driveway before 10 AM. **Actually, I generally do this for you** except when I may be out of town. Please do not leave trash outside because it attracts animals (especially bears).
6. If you choose to build a **wood fire** in the kitchen fireplace. Please ensure the flu is open. Also open the window (opposite in the alcove) to create a draft. It may be shut once the fire gets going.
7. The large outdoor **umbrellas** (instructions follow) should not be used during winds of more than 10 MPH. They will break ☹️ The smaller umbrellas may only be used in winds less than 10 MPH (they will break too ☹️).
8. No animals or pets of any kind may be brought onto the premises without my (Richard's) permission.
9. The Fire Pit **may** be restricted from use as Santa Fe County issues burn restrictions on all open fires during the summer months. I will let you know during the introductory tour.

10. The outdoor lighting is rather special and fun to have on; just please turn off all outdoor lighting (front & back) before retiring for the night.
11. Please do not use the front outdoor fountain if high wind conditions exist. Additionally, please keep a proper water level in the fountain so as to not burn out the pump.
12. There shall be no smoking inside the premises. Smoking is permitted outside the home. Please dispose of butts carefully and please do not throw the butts on the property.

Welcome:

I am pleased to welcome you as guests to Rass Mandal and I sincerely hope that you will have a wonderful time. This 'Guest Manual' was prepared to help you enjoy the house and utilize the amenities to their full advantage. I also hope and trust that you will enjoy the Sangre de Cristo Mountains and the city of Santa Fe to their full advantage. There are guidebooks in the house that may help you to discover the opportunities in the area. Also, please check out the activities list at the end of this manual.

As a general consideration, it is my intent that you enjoy Rass Mandal as if it were your own. You may use all the supplies (e.g. soaps, candles, incense, firewood, etc.) you encounter.

Please do not leave any doors or windows open unattended unless they have screens. There are numerous lizards, mice and other animals that love to venture into the house when given the opportunity. Trust me, they will come in! The dining room doors will blow open in strong winds so do watch for that. Additionally, please make sure that the deadbolt on the door in the observation tower is always kept locked when no one is up there. Mice come in from there too! Finally, please do not flush anything other than toilet paper down the toilets.

I would appreciate you writing your thoughts, inspirations, drawings & experiences in the Guest Book. Write as much as you like but please use the pages sequentially.

Rass Mandal Tour Notes

If you read anything – this, is it!

- Trash bins are located at the head of the driveway on the right (lift the aluminum lid).
 - a. Recycling (paper, cardboard, plastic, cans) is on the left-hand side. **No glass** should be placed in the recycle bin.
 - b. All trash (including glass) goes in the bin on the right-hand side
- Cabin is down to the right through the archway doors – the door code will be provided. Lock the cabin door when not there to prevent it inadvertently opening.
- It is best to enter the home through the kitchen side door. Door code will be provided. There is no need to lock the door unless you feel uncomfortable.
- Main door to the home is very heavy – please also leave all doors closed when not in attendance to prevent mice and other critters from entering.
- Main outdoor front lights are controlled by the switches near the front door. Please shut the lights off when going to bed.
- Everything you need to know is explained in the guest manual located on the main table in the Mandala Room. It would be good to familiarize yourself with it.
- The home has Alexa, and you can just tell it what to play – it will get music from Spotify and play through the B & W Zeppelin speaker. You can also stream directly from your phone by going through Airplay; First log into the WiFi network then select Rass Mandal Music.
- The Mandala Room fireplace is gas-fired. The remote is located above the fireplace in the Buddha alcove. Please keep the remote there.
- Dining Room Table – please use the place mats. The mats are stored in the corner armoire in the dining room (to the right of the patio door) – lower left-hand cabinet.
- Rear outdoor light switches are located on the left-hand side of the French doors. Please shut them off when going to bed.

- Sauna – instructions in the guest manual – turn left hand knob and give the stones water from the tap in the kitchen. (Bucket provided in sauna).
- Gas Grill – turn on propane tank before using and shut off propane when finished.
- Hot tub – just fold cover in half and push back on the black tubes. Close cover when finished using the hot tub. Jets are controlled from buttons inside the tub.
- Firepit – Remove cover; turn gas on two-thirds of the way and light the fire using the long lighter in the kitchen. Do not use during windy conditions. Just leave cover off after use.
- Yoga Pavilion – follow path down to the yoga pavilion. It has a sliding barn door that slides to the right. It may be a bit heavy to slide. There are yoga mats provided at the pavilion. Please store them when finished.
- Wood Fireplace in the kitchen may be used - There usually are paper bags under it (to get it started) as well as wood on the driveway. It is important to check that the flue is open (usually is). Also, before lighting the fireplace – it is very important to open the kitchen window in the alcove. This will create a draft! Failure to do so will result in a great deal of smoke in the home. You can shut the window once the fire is going well.
- Should you have visitors or services coming to Rass Mandal, please ask the expected party to dial the gate code **(will be provided)** on the gate pin pad.

The Details:

Main Gate (North Double Arrow Road)

The party should dial the gate code on the gate pin pad. It may be a good idea to have them call you on your cell beforehand.

House Gate (Main Driveway)

The gate is always open.

Parking

Please **do not park on the road** and put all cars in the driveway. This is **really important** to keep the neighbors smiling!

Thermostats, House Climate & Ceiling Fans

I have found that generally, if the Nest thermostats are left untouched, the house will maintain a comfortable environment that suits most guests. The home has radiant heat and it takes 24 hours for any change to the thermostat to be implemented. In the summer, the house stays coolest when the windows are left mostly closed as there is no air-conditioning and the adobe walls keep a fairly consistent temperature. You will also find fans throughout the house that may be used or moved to where you want them. All the double-hung and sliding windows have screens. For cool nights, there is a plethora of blankets & comforters throughout the house (don't be shy - if you look in the bureaus, chests, closets and trunks you'll find them). Additionally, you may wish to use the chests in the various bedrooms to store the throw pillows.

All the bedrooms also have ceiling fans that are controllable from the remote controllers located on a wall in the bedrooms. **Please do not remove the remotes from the bedrooms.**

Bedding and Linens

Our bed linens are laundered offsite, and the beds will be prepared and ready to accommodate you upon your arrival. Towels are supplied for each room and please feel free to use them as you wish, but keep in mind the environment and reuse the towels whenever practical. The towels are stored in the bathrooms. There are also pool towels provided (multicolored).

You will also find shawls, scarfs, hats and slippers available for your use.

Upon completion of your visit please leave all beds, in which someone slept, un-made. Leave the blankets in the room with the bed.

Water

Water is scarce throughout New Mexico and we appreciate our guests being mindful of its use. Please take this into account when using the showers, baths or washing dishes. I would appreciate you explaining this to all your guests residing with you. Reuse towels when you are able and don't leave water running for any length of time.

Fireplaces

Rass Mandal has two fireplaces that you may use – one in the Mandala/living room (gas) and one in the kitchen (wood burning).

The fireplace in the Mandala/Living Room is gas-fired and is controlled by a remote. First carefully, so as not to scratch the tile hearth, remove the fireplace screen and put it to the side. Using the remote, press the 'on' button to turn it on and the 'off' button to turn it off. Point the remote to the left (receiver box). The flame level is pre-set. Please do not leave the fireplace on when unattended. It just wastes gas (expensive). Also, please keep the remote in the niche so it doesn't get misplaced and it also remains out of reach of children.



The kitchen fireplace (wood-burning) is wonderful and there's plenty of dry firewood stacked in the driveway of the residence. There is a bin in the garage with some kindling as well. Please do ensure that the flue is open before igniting the fire. When initially lighting, open a window (opposite) to create a draft.

Please do not remove the ashes from the fireplace and please do not close the flue.

The fireplaces in the bedrooms cannot be used due to poor drafting causing smoke.

Also, given the fire risk throughout Santa Fe and New Mexico, no outdoor fires, the use of fireworks or the discharging of firearms is permitted at Rass Mandal.

Dishes, Pots & Pans

The house is well equipped with dishes, pots and pans and various utensils for cooking and dining. These items are all stored in the kitchen cupboards, drawers and center island. As well, you may use the sterling silver, fine china and crystal that are stored in the dining room buffet. Please treat it as your own and be attentive and careful. You can carefully put the china and crystal in the dishwasher but please wash and dry the silverware by hand. Cookware should also be washed by hand as the dishwasher just does not do this adequately.

There are two closets in the laundry room and they contain miscellaneous kitchen items (e.g. outdoor plastic glasses, blender, larger pots, boiler tray for oven, etc.). Please peruse it at your convenience.

The **disposal switch** is located on the wall to the right of the kitchen sink. The **kitchen light switch** is on the wall to the right of the refrigerator. Before finally departing, please clean all dishes & cookware and put them away. It is acceptable to leave the dishwasher running.

Dishwasher

Please very lightly rinse all dishes before placing in the dishwasher. Add dishwasher soap (located under the sink). The flatware goes on the topmost tray (may be difficult to initially see). To operate, press the power button and please choose the 'auto' washing cycle and then press the 'start' button. The dishwasher will inform you when the cycle is complete. Turn the power off and empty the dishwasher.

Dining Table

Please use the place mats that are in the TV armoire (lower left door). This is important to protect the finish of the mahogany table top.

Food & Supplies

It is my intention that you receive the house with a clean refrigerator. However, I don't like to waste things and there may be some items (e.g. jellies & jams, cheese, water, perhaps beer, condiments, etc.). In addition, in the kitchen cupboards, there may be some non-perishables (e.g. cereals, nuts, spices, sugar, pasta, coffee & teas, etc.). You are free to use all these items and you may also leave behind items that you purchase and choose not to take home with you.

Stove

There is a six-burner 36" Viking Professional gas stove in the kitchen. Occasionally the pilot lights do not ignite the burner. This is generally due to a misalignment of the burner. Simply lift up the metal deck of the stove, clean the pilot area of debris, align the burner within the notches and retry. To use the oven, just set it to the correct temperature. **Please take care not to place anything on the oven door – the weight will bend the hinges ☹.**

Master Bath

The Jacuzzi Tub controller (white button on inner side of tub) will only work when the tub is filled with water above the jets (about 10 inches). It is a vacuum (air) switch and requires a fairly heavy push. The sinks in the master bath have a drain that is closed by pushing the center plug (this is not intuitive and is pictured below right). Drainage may be slow due to an air block; press this open & closed a few times to release the air.

Yoga Pavilion

The yoga pavilion is there for your enjoyment and use. There are yoga mats provided and they are in the blue chest at the pavilion. Please return the yoga mats to the chest when not in use. The power switch for lighting & electricity in the pavilion is located in the queen bedroom next to the exterior door – please turn off when not in use. Additionally, please refrain from wearing shoes in the pavilion in order to keep the floor clean.



Telephones & WiFi

The home does not have a telephone land line. Should you have visitors or services coming to Rass Mandal, please ask the expected party to dial the gate code provided on the gate pin pad. **Perhaps they should phone you first on your cell.**

For **WiFi (house)**:

User Name: **201doublearrowroad**

Password: **rassmandal**

For **WiFi (cabin)**:

User Name: **rassmandalcabin**

Password: **cabinwifi**

Televisions

There are four televisions, one in the dining room, one in the Shanghai king bedroom, one in the Rinpoche twin bedroom and one in the Master king bedroom. They are all connected to DirecTV, Netflix, Hulu, and Amazon Prime. To change the DirecTV channels, you must use the DirecTV remote. Also, the TVs in the dining room and the master king bedroom have Blu-ray players. After using the Blu-ray player, you will need to reset the 'input' to satellite if you want to use DirecTV. Hold the 'ENTER' button on the DirecTV remote for a few seconds to change to 'input' and then select with the arrow keys.



**DirecTV
Remote**

**Blu-ray
Remote**

Large Outdoor Blue Umbrellas:



3


Operation

Operation

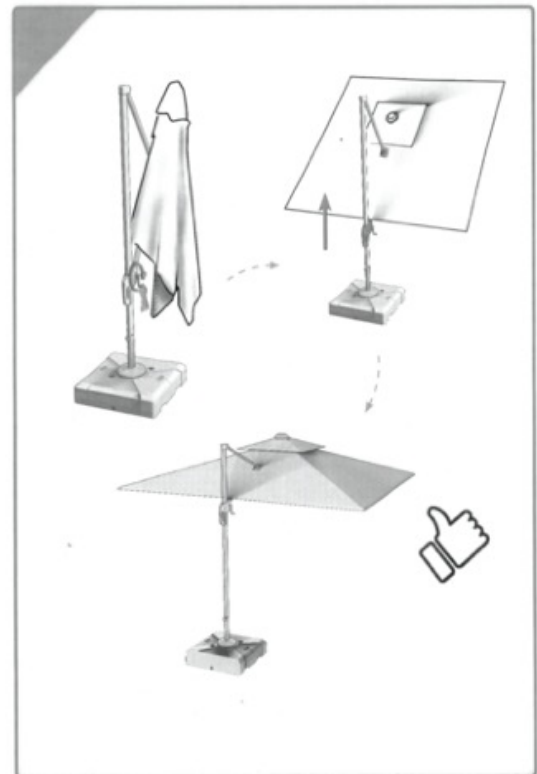
3

To Open Canopy

1. Slide the umbrella handle to the top of the pole by squeezing the trigger.
2. Insert the **hand crank(I)** into the small hole of the handle on the post.



Note: be sure to remove all tape, form or cardboard from the umbrella before opening.



3**Operation****To Tilt Canopy**

Press on the handle button and move the trigger handle up and down to adjust the angle of the umbrella canopy.

IMPORTANT: PRIOR TO USING THE TILT FEATURE.
To avoid personal injury or damage to the umbrella, make sure the area behind you is clear and free from any furniture or structure.



14

Operation**3****To Operate The 360° Rotation**

Insert the **hand crank**(I) into the hole near the bottom of the umbrella, turn the crank to rotate it.




15

Sauna

On the back of the sauna there is a switch to turn on the sauna light. The sauna can be used without the light. To enjoy the sauna, enter and turn the timer (left knob) clockwise. – red light will go on. Leave the right knob (temperature control) set to 5 (high). Fill the wood bucket with water (add a few drops of essential oils as a nice touch – Eucalyptus, Lavender) and use the water over the stones once they are hot (about 5 minutes). Also fill the water reservoir (behind the stones) with water. Be liberal with the water as the more water - the more steam produced, (the hotter the sauna). It is best to use towels in the Sauna (not bathing suits) as odors develop from bathing suits.



**Sauna
Controls**



**Sauna
Light Switch**

Soaking/Plunge Tub

The Soaking/Plunge pool is not heated. There are control buttons located on the perimeter wall – these do **not** work. Please ensure the water level of the soaking pool is maintained to a level of 2" to 3" above the bottom tile line using the garden hose nearby. I generally do this for you.

Pool

The pool is normally heated from May 1st to October 1st. However, the pool is approximately 40,000 gallons and heating is not feasible during the other times of the year. Generally, the pool water temperature will be maintained at approximately 74 – 82F degrees throughout the heated season. This may feel cool to some but it's the best I can get it to given our evening temperatures. I have invested in renewable solar technology for heating the home and the pool thus keeping our environmental footprint to a minimum.

Leaves, pine needles, bugs and other debris will naturally get into the pool and float on the surface. **Please use the pool skimmer nets (stored on the front of the pool shed) to remove the debris.** This will make for a much better swimming experience. It is also important for optimal water filter operation. There also may be a solar pool skimmer operating to keep the pool surface clean. If it bothers you, just turn it off and remove it from the pool. **You also may see a pool service technician or me come up during your stay.** He or I will ensure everything is working optimally for your enjoyment and we will be as unobtrusive as possible. It is important that we make sure the pool sanitizers are in the right balance.

Jetted Hot Tub

The jetted hot tub is operating year-round and is kept at 104 F degrees. To use the Hot Tub, please remove the cover by opening it and folding it in half, then pushing the cover onto the cover supports (black tubes) located behind the hot tub (over the patio wall). Replace the cover when the hot tub is not in use. **Please do not put the cover on the ground.** **It is best to use the hot tub without bathing suits due to detergents & chemicals in the bathing suits.** As I recognize this may not be possible, please rinse your bathing suits first (go in the plunge pool) if the weather is permitting. As you use the Hot Tub over a few days, you will notice the effect of bathing suits (e.g. water becomes cloudy). The tub is still sanitary and safe but the ambiance is not as nice.

The hot tub controls are fairly intuitive:



The button labeled '**Jets**' (upper left button) controls the jets. Press the jet button once for low and twice for high. The only other button that is necessary is the '**Light**' (middle right button). Simply press once for on and press again for off. The temperature of the tub is already pre-set at 104 F degrees and **it is best not to adjust the temperature from the setting already programmed.** There is a floating bromine dispenser in the hot tub. You may remove it (although not necessary) when you are using the hot tub but please place it back in the tub when you're not using it.

Fire Pit

For your enjoyment, there is a gas-fired fire pit that you are welcome to use. For use: remove the protective cover; **turn on the gas (two-thirds of the way)** at the source pipe (on left of deck); ignite the fire by holding the long-handled lighter down to the glass about 4 inches from the rim of the fire bowl. You can further regulate the size of the fire by only having the gas valve partly opened (best is two-thirds of the way). When finished using the fire pit, turn off the gas at the source pipe; when the fire pit is cool (after one hour) – please replace the cover. Or you can wait until morning. **The flames do dance so please do not get too close to the fire as it may singe your clothing or YOU.**

Please be attentive of the fire and do not leave it burning unattended. Additionally, gas is expensive so please use the fire pit with discretion. Note that it does not work well in windy conditions!



Unfortunately, there are times when it may not be used during the summer due to Santa Fe County burn restriction ordinances. As this can change given weather conditions, I will let you know during the introductory tour.

Music Streaming

There is a wireless speaker (B&W Zeppelin) in the Mandala (living) room. Please do not move the speaker to another location. First log into 201 Double Arrow Road WiFi (password: rassmandal). Once on WiFi, it is possible to **stream music wirelessly** directly from an iTunes or Pandora accessible device (e.g. iPhone). Just go to AirPlay and select '**Rass Mandal Music**'. AirPlay will give you the capability of either playing music over your device or streaming via Rass Mandal Music to the Zeppelin speaker. I'll show you during the house tour. There is also **Alexa**. You can ask Alexa to play music for you (e.g. Jazz, 70s, 80s, Classical, etc.). For example: "*Alexa, please play 70s!*" Alexa will also tell you the weather and answer any other questions from the web.

Venetian Fountain

There is a Venetian fountain at the entry to Rass Mandal. It is turned on by a switch in the utility closet located to the left of the main entrance to the residence. The switch is to the right of the door after entering the utility room. Please turn the fountain on for your enjoyment but also turn it off in the evening. Should the water level drop more than 6 inches below the rim of the main basin of the fountain, please fill the basin with water using the hose at the front of the house. Please do not have the fountain on during windy conditions, as it will waste water.



Trash

There is a **gray** trash bin, located behind the coyote fence at the head of the driveway, for all **trash**. **Glass also goes in the gray bin**. Trash collection is on **Tuesday** so please move the trash bin to the end of the driveway (before 10 AM on Tuesday morning) and leave the bin facing out on the road for easy truck collection. I usually do this for you if I am in Santa Fe.

The **green** recycling bin is for paper, cartons, cans, and plastic. **Recycling** pick-up is every other week (on EVEN dates) on **Monday** morning. A bit confusing, I know.

Given all the above, I will most likely do this for you unless I am out of town. I'll let you know during the initial tour.

Barbeque Grill

There is a Saber Professional gas grill outside on the deck. You are welcome to use this grill. Grilling tools are either in the lower kitchen drawer to the left of the refrigerator or stored at the grill. Please turn the gas off at the propane tank when the grill is not in use. There is a spare propane tank in the garage should the gas run-out on the current tank installed.

Outdoor Lighting

So as not to disturb the ambiance of the evening for the neighbors, please turn off the outdoor lighting before retiring for the evening. I'm sure you will enjoy the Bliss Lights 😊.

Observation/Meditation Tower

This is a wonderful space to view the stars however please shut the door to the deck when not in attendance. This will prevent critters from coming in. There is a handle to assist in opening and shutting the hatch door. Please use the handle otherwise the door will slam shut and perhaps hit your head in the process. The hatch is very heavy and therefore please do not let children open and close the hatch. Generally, the hatch door is left closed, during the winter, to keep the heat in.

Garage

I am sorry but the garage is off-limits during your stay as my motorcycles and M4 are parked in the garage.

Pack n' Play

I do have a pack n' play for your use but you must request it so that I can get it out for you. There are sheets for it also. Should you choose to use it, I would appreciate you folding it back into its storage bag before you leave.

Child Highchair

I do have a highchair stored at the property. You must ask me should you like to use it as I don't leave it out.

Cabin

There is a small adobe cabin on the property about 100 yards from the main residence. This cabin is not part of the rental unless booked with the main house but of course you may wander around all of the grounds. **I will give you the door code to the cabin should the cabin be included in your stay.**

Snow

There is also a snow shovel in the boiler room for minor snow accumulation. I will arrange for snow removal should we get a heavy snowfall. As you can imagine, this cannot be prepared for in advance.

Check in (4 PM)/Check out (10 AM)

Although it would be preferable to remain flexible on these times, it is actually not possible. I must provide enough time for the cleaners to make the house ready for the incoming guests. Please respect the 10 AM check out time and please do not arrive before 4 PM. This will give the cleaners a six-hour window to prepare the house for the next guests. As mentioned in the reservation confirmation, please send me a text with your ETA on the day you arrive to Santa Fe.

General Maintenance

There usually is some minor maintenance or service required on the grounds, pool, and hot tub. I generally perform these tasks between guest rentals, but it is important that I am vigilant with the pool & hot tub equipment to ensure their operation throughout your stay. Therefore, you may occasionally see me, or a service technician, checking the pool equipment and grounds. **I will, of course, text you first to see if my timing is convenient.**

Food Shopping

Trader Joes (530 W. Cordova Road) and **Whole Foods** (753 Cerrillos Rd) are two great grocery stores for getting all supplies. They are fairly close to Rass Mandal and easily reached by driving down the Old Santa Fe Trail toward town. Turn right onto the Old Santa Fe Trail at end of Double Arrow Road. Continue to follow the Old Santa Fe Trail (about 8 minutes). Turn left onto Camino Corrales (200 yards or so after Museum Hill on your left) and then turn right onto Armenta Street. Continue onto East Cordova Road and Trader Joes will be on your left. To travel to Whole Foods, make a right onto Saint Francis Drive and then a right at the first light onto Cerrillos Road. Whole Foods is about a ½ mile on the right. The closest **Albertsons Market Place** is located at 3001 South St. Francis Drive.

Questions

Always feel free to call, text or email me should you have any questions.

richardawoodruff@gmail.com

+1 505-397-1119

Should you have discovered something that perhaps should also be in this manual for future guests, please do write me a note to let me know.

Leaving the House Checklist

Please make sure to use the following checklist when leaving the house.

1. Clean and put away all dishes, pots, pans, and utensils.
2. You may leave the dishwasher running for your last load.
3. Place all used towels in the bathtubs or shower stall.
4. Leave all beds in which some has slept, unmade.
5. Place all trash in the **gray** trash bin outside.
6. Turn off all electrical devices such as the TV, coffee maker, etc.
7. DO NOT EMPTY ASHES FROM THE KITCHEN FIREPLACE.
8. Ensure the cover is closed on the Hot Tub.
9. Write in the Guest Book.

A Favor

I will be requesting a review of your stay via email and I would so appreciate you providing one for future guests to view. It will help them in their decision about staying at Rass Mandal and it will surely help me in Rass Mandal search results. It would also be nice, if you are a user, to leave a review on Yelp or Google.

Thanks so much for your stay at Rass Mandal!

Emergency Contact Numbers

Police: Non-emergency phone number is: (505) 428-3710

Fire: (505) 992-3070

For all emergencies dial 911

Technical/Maintenance Problems

If there is a water leak in the house, the main water shut off valve is in the utility room that is accessed from the outside.



Main water shut-off Valve. Turn 90 degrees to turn off water for the House.



If there is an **electrical problem** (circuit breaker tripped), the circuit breaker box is in the garage on the wall to the right as you enter the garage through the garage door.



If you experience a problem, please call or text me!

Weather in Santa Fe

Santa Fe rests at an altitude of +7,000 feet and is nestled at the base of 12,000-foot mountains. Rass Mandal is at 7800 feet so the temperatures will vary a bit from those in the table and the stars are magnificent. Although Santa Fe is in a high mountain desert, our weather has four distinct but hospitable seasons. We receive an average of 14 inches of rain annually and enjoy 320+ days of sunshine a year (more than Florida!), with an average relative humidity comfortably below 35 percent. Evenings are cool even in summer, and winter generally brings snow for skiers. The rain showers of the summer monsoon season usually start up in the afternoon and last for an hour or two at most, leaving the rest of the day sunny and the evening pleasant and cool. The stars are so awesome up at Rass Mandal (elevation 7840 feet); please consider that you'll likely want to be out gazing some of the night.

Given the above, please remember to hydrate and hydrate often. You should also consider sunscreen just to avoid any chance of burning.

What to Wear in Santa Fe

January: It's winter! You'll need stout shoes or boots to stay warm and dry, and a winter jacket is a must. Gloves are a necessity and definitely bring a hat, especially if your ears chill easily! Since the sun is usually out, lightweight down is a good choice, and be sure to pack at least one sweater.

February: There may still be snow, so your planning should still be winter-wear. On a nice day, a heavy sweater and down vest may be enough for a hike, but when evening comes, you'll want headgear, gloves and winter jacket.

March: Spring is around the corner, so you can lighten up, although spring in Santa Fe is as changeable as it is elsewhere. Nights will still be somewhat cold, but sunny days may be fine with just a sweater and a lightweight polar-fleece or down vest. Gloves and a scarf will keep you warm if windy days blow through.

April: Sunny days can alternate with April showers or even a rare snowfall, so it is best to be prepared! A warm yet lightweight jacket is still a good idea at night. Daytime temperatures allow for much lighter outerwear. Long, lightweight pants are better than shorts for walking around the Santa Fe Plaza and the museums.

May: You can bring your sandals for daytime now, but you may still want socks or warmer shoes at night. Your outerwear can be lighter, as

long as you have long sleeves underneath for nighttime. And you can bring the shorts too, but plan to change into warmer legwear for the evenings.

June: Summer has arrived! Summer clothes for day will do at this altitude, but evenings will still be cool. A light jacket or sweater will get you through most occasions, and shorts or a casual skirt will keep you cool in the daytime. Sandals are great, but you'll do lots of walking, so make sure you're thinking comfort.

July: Although a cool night in Santa Fe may still require a shawl or sport coat, you can bring your summer clothes. The summer monsoon season brings most of Santa Fe's annual rain, but it usually blows through town in an hour or so, cooling the day down nicely. Sunscreen, a sun hat and a t-shirt with sleeves will keep you from getting unwelcome, +7000-foot sunburn.

August: Afternoon rains are still likely, but since it's mostly warm and dry in the daytime, protect your skin from the altitude and the sun. Casual summer clothing works best and it is always wise to have a light wrap handy at night. And your sturdy outdoor gear is a must if you plan to do some hiking, rafting or fly-fishing!

September: Autumn arrives and so does cooler weather. It may be like summer, or you may wish you had packed something warmer, so do that in advance. Yes to a light jacket, and if you are a "cold hands warm heart" person, bring a sweater too. Sandals are okay, but also flat shoes will be fine without socks. Or you can pick up a cool pair of moccasins while you are here - they'll fit nicely into a Santa Fe spiritual tune-up.

October: You know you'll want to be outside, because it's so glorious now. Walking shoes, a warm but lightweight jacket, long pants and a scarf should all be in your suitcase when you unpack, and bring gloves if you plan to hike up in the higher country. Casual attire is Santa Fe-style, even for dining or visiting great museums like the O'Keeffe.

November: Snow is just around the corner, if it hasn't already made an appearance. Now you'll need a proper winter coat, even if you shed it over the back of a chair, and the gloves, hat and scarf will come in handy. Even with snow, Santa Fe streets dry up very quickly and, if boots take up too much luggage space, you can do without.

December: The last month of the year is not necessarily the snowiest month, but we always hope that the snowflakes will make an appearance for the holidays! You'll need standard winter gear, innerwear and outerwear, and silk underwear makes a nice lining in case of a real cold

snap. On a sunny day, you may get by with a wool sweater and a down vest, and on really sunny days, you may even be taking the vest off! Hat, gloves, scarf and boots are a good idea, especially if you plan to walk around downtown to see the farolitos on Christmas Eve, a wonderful Santa Fe tradition.

Santa Fe Weather Chart

January	15°F to 43°F (-9° to 6°C) Light to heavy snow possible, plenty of sunshine
February	21°F to 49°F (-6° to 9°C) Still plenty of snow, the sun often melts it by afternoon
March	26°F to 56°F (-3°C to 13°C) Occasional light snow or rain - the Plaza starts to come alive
April	30°F to 64°F (-1° to 18°C) Light rain showers possible, as the flowers begin to bloom.
May	37°F to 72°F (-3°C to 22°C) Comfortably warm spring sunshine, occasional light rains
June	47°F to 82°F (8°C to 28°C) Santa Fe life swings in the warm dry weather
July	52°F to 84°F (11°C to 29°C) Warm and dry mornings with refreshing afternoon monsoon rains for about an hour or so
August	51°F to 81°F (11°C to 27°C) Brief afternoon thundershowers relieve the heat of the day
September	44°F to 75°F (7°C to 24°C) Everyone heads outdoors to enjoy the approach of fall
October	34°F to 67°F (3°C to 19°C) Crisp and sunny, the leaves are turning
November	24°F to 55°F (-4°C to 13°C) Bundle up for a crisp, clear autumn
December	16°F to 48°F (-9°C to 9°C) Step out in a scarf or snuggle by the fire - snow may be in the air

Rass Mandal Service Providers

Cooking & Catering

Jackson Ault: santafechefinc@gmail.com www.santafechef.com
(505) 629-5467 Offering diverse menus for any occasion.

Walter Burke Catering: <https://walterburkecatering.com>
(505) 473-9600 suggestions/menus available on the website. Has been to Rass Mandal a number of times.

Richard Marshall Woodruff: woodruff119@gmail.com (646) 591-6636
Private Cook – Saturdays, Sundays, Holidays. Offering a variety of hors d'oeuvres and entrées for parties of ten or less.

Lois Ellen Frank: lois@redmesacuisine.com (505) 690-2009
Native American Cuisine with a Modern Twist.
www.redmesacuisine.com - suggestions/menus available on the website.

Lisa Barron: cheflisashg@gmail.com (508) 424-8307
Holistic nutritionist as well as a professional chef – has been to Rass Mandal a number of times.

Eduardo Ramirez: eduardo@casanovasantafe.com (505) 470-7403
Chef & Caterer: www.casanovasantafe.com
Whatever you'd like - has been to Rass Mandal quite a few times.

Yoga

Amy Spurlock: (505-490-9132) info@amyspurlock.com
www.amyspurlock.com Amy has been teaching yoga in New Mexico for over 20 years.

Sahar Adams: (507) 779-6888 Saharolivia33@gmail.com
Sahar has been a yoga instructor & trainer for over 20 years. She also offers guided hiking tours in and around Santa Fe.

Keisha Wixom: Sattva Yoga (505) 681-4901
sattvayogabq@gmail.com www.sattvayoga.studio
Has been to Rass Mandal quite a few times

Kelsey Ullrich: Inner Circle Healing Retreats
info@innercirclehealingretreats.com (505) 395-5690
<http://www.innercirclehealingretreats.com>
Has been to Rass Mandal quite a few times

Personal Training

Michele Holloway: www.micheleholloway.com
(505) 984-8727

Guided Hiking Tours

Sahar Adams: (507) 779-6888 Saharolivia33@gmail.com

Massage

Lydia Safina: Soul Sculptress Healing & Massage
505-699-7796; imnawakened1@aol.com
Has been to Rass Mandal quite a few times

Laurie English: Spa Nomad Traveling Spa (505) 490-0591
laurie@spanomad.com
Has been to Rass Mandal quite a few times

Private Art Classes

Robbi Firestone: (575)-404-1801 santafeartclasses.com
Art classes for your group – provided either at Rass Mandal or at Robbi's
in-town studio. robbi@robbifirestone.com

Baby Equipment Rentals

Babyquip:

Christina Arnal: (303) 847-6787

www.babyquip.com carnal@babyquip.com

There is a pack & play and highchair at Rass Mandal – please request if
you choose to use them.

Transportation Services

Groome Transportation: <https://groometransportation.com/santa-fe/>
(505) 474-5696. Shuttle to/from ABQ Airport to the center of historic
Santa Fe. Water Street may be the best place to meet the shuttle.

Uber: <https://www.uber.com/cities/santa-fe/>

Services Rass Mandal – you'll need to provide the gate code.

Santa Fe Limo: www.santafelimo.com (505) 848-9999

Guide to Activities & Places in Santa Fe

Things to Do	When	Telephone	Web (paste into browser)
Artist Market	Year Round	505 310 1555	santafeartistmarket.com
Artist Workshops - Tarnoff Art Center - Pecos	Year Round	505 757 3502	tarnoffartcenter.org
Artist Workshops – New Grounds - Albuquerque	Year Round	505 268 8952	newgroundsgallery.com
Balloon Tours	Year Round	800 761 5867	santafehotairballoons.com
Bicycle Rentals – Mellow Velo	Year Round	505 995 8356	mellowvelo.com
Boots - Back at the Ranch	Year Round	888 962 6687	backattheranch.com
Buddhist Center	Year Round	505 660 7056	tnlsf.org
Calendar of Events – Santa Fe	Year Round		santafe.org
Canyon Road Galleries & Restaurants	Year Round		canyonroadarts.com
Casino – Buffalo Thunder	Year Round	877 848 6337	buffalothunderresort.com
Casino – Camel Rock	Year Round	800 GO CAMEL	camelrockcasino.com
Casino – Sandia - Albuquerque	Year Round	800 526 9366	sandiacasino.com
Coffee House – Clafoutis	Year Round	505 988 1809	https://www.clafoutis.biz/
Coffee House – Dolina	Year Round	505 983 9394	https://www.dolinasantafe.com/
Coffee House - Dulce	Year Round	505 989 9966	dulcebakery.com
Café Fina – Breakfast/Lunch	Year Round	505 466 3886	cafefina.com
Coffee House - Subscription	Year Round	505 983 3085	subscription-santa-fe
Coffee House – Java Joes	Year Round	505 795 7005	javajoessantafe.com
Concert Association	Year Round	505 984 8759	santafeconcerts.org
Cumbres Toltec Scenic Railway	Seasonal	888 286 2737	cumbrestoltec.com
Day Hikes	Year Round		sdcmountainworks.com
Earthfire Gems Gallery	Year Round	800 467 6503	earthfiregems.com
Farmers Market	Saturday	505 983 4098	santafefarmersmarket.com
Golf – Black Mesa	Seasonal	505 747 8946	blackmesagolfclub.com
Golf – Country Club	Seasonal	505 471 2626	santafecountryclub.com
Golf – Links de Santa Fe	Seasonal	505 955 4400	linksdesantafe.com

Things to Do	When	Telephone	Web (paste into browser)
Great Southwest Adventures	Seasonal	505 455 2700	swadventures.com
Guided Tours	Year Round	505 988 8022	swguides.com
Hiking: Guided Yogi Hiker	Seasonal	505 819 8445	yogihiker.com
Historic Walks	Seasonal	505 986 8388	historicwalksofsantafe.com
Movies & Films	Year Round		fandango.com
Museum - El Rancho de las Golondrinas	Seasonal	505 471 2261	golondrinas.org
Museum - Georgia O'Keeffe	Year Round	505 946 1000	okeeffemuseum.org
Museum - Ghost Ranch	Year Round	505 685 4333	ghostranch.org
Museum - New Mexico State	Year Round		museumofnewmexico.org
Museum - Palace of Governors	Year Round	505 476 5100	palaceofgovernors.org
Museum of Art	Year Round	505 476 5072	nmartmuseum.org
Museum of Contemporary Native Arts	Year Round	505 424 2300	iaia.edu/museum
Museum of History	Year Round	505 476 5200	nmhistorymuseum.org
Museum of Indian Arts & Culture	Year Round	505 476 1250	indianartsandculture.org
Museum of Intl. Folk Art	Year Round	505 476-1200	internationalfolkart.org
New Mexico Fiber Arts Trail	Year Round	505 827 6490	nmfiberarts.org
New Mexico Wine Country	Year Round		winecountrynm.com
Opera – Santa Fe	Seasonal	505 986 5900	santafeopera.org
Photo Arts	Year Round		nmphotoguide.com
Rafting – New Wave	Seasonal	800 984 1444	newwaverafting.com
Restaurant – 315	Year Round	505 986-9190	315santafe.com
Restaurant - Anasazi	Year Round	505 988 3030	innoftheanasazi
Restaurant - Annapurna	Year Round	505 988 9688	chaishoppe.com
Restaurant - Cowgirl	Year Round	505 982 2565	cowgirlsantafe.com
Restaurant – The Shed	Year Round	505 982 9030	sfshed.com
Restaurant - Vinaigrette	Year Round	505 820 9205	vinaigretteonline.com
Restaurant – 2nd Street Brewery	Year Round	505 982 3030	secondstreetbrewery.com
Restaurant – Del Charro	Year Round	505 954 0320	delcharro.com
Restaurant – El Farol	Year Round	505 983 9912	elfarolsf.com
Restaurant – Geronimo's	Year Round	505 982 1500	geronimorestaurant.com
Restaurant – Harry's Roadhouse	Year Round	505 989 4629	harrysroadhousesantafe.com
Restaurant - Pizzeria da Lino	Year Round	505 982 8474	pizzeriadalino.com

Things to Do	When	Telephone	Web (paste into browser)
Restaurant – La Boca	Year Round	505 982 3433	labocasf.com
Restaurant – LuLu’s Chinese	Year Round	505 473 1688	chineserestaurantsantafe.com
The Tea House (on Canyon Road)	Year Round	505 992 0972	teahousesantafe.com
St. Francis (great bar)	Year Round	800 529 5700	hotelstfrancis.com
La Posada (great bar)	Year Round	505 986 0000	laposada.rockresorts.com
Restaurant – San Q.	Year Round	505 992 0304	sanqrestaurant.com
Restaurant – Shohko Cafe	Year Round	505 982 9708	shohkocafe.com
Restaurant & Dining Guide	Year Round		sfol.com
Restaurant - Tesuque Village Market	Year Round	505 988 8848	tesuquevillagemarket.com
Restaurant – Paper Dosa	Year Round	505 930 5521	paper-dosa.com
Restaurant – Galisteo Bistro	Year Round	505 982 3700	galisteobistro.com
Restaurant - SantaCafe	Year Round	505 984 1788	santacafe.com
Restaurant – Pasqual’s	Year Round	505 983 9340	pasquals.com
Scooter Rental - I Scoot	Seasonal	505 577 5048	iscootsantafe.com
Skiing	Seasonal	505 982 4429	skisantafe.com
Society of Artists	Seasonal	505 455 3496	santafesocietyofartists.com
Spa - 10,000 Waves	Year Round	505 982 9304	tenthousandwaves.com
Spa – Absolute Nirvana	Year Round	505 983 7942	absolutenirvana.com
Spa – Yoga – Body of Santa Fe	Year Round	505 986 0362	bodyofsantafe.com
Spa – Yoga – Yoga Source	Year Round	505 982 0990	yogasource-santafe.com
Spa at Encantado	Year Round	877 262 4666	encantadoresort.com
Spa at Loretto	Year Round	866 582 1646	innatloretto.com
Spa & Hot Springs – Ojo Caliente	Year Round	800 222 9162	ojospa.com
The Fashion Outlets	Year Round	505 474 4000	fashionoutletssantafe.com
The Reel Life Fishing	Year Round	505 995 8114	thereellife.com
Theater - Lensic Performance Arts Center	Year Round	505 988 1234	lensic.org
Travel Guide – Santa Fe	Year Round		travel.usnews.com
Weather	Year Round		wunderground.com
Weather	Year Round		forecast.weather.gov

About the Owner

Richard Woodruff (owner of Rass Mandal) & Leslie Drobbin are the co-owners of Adobe Casitas Vacation Rentals, Inc. (ACVR). Richard is the qualifying broker at Adobe Casitas Vacation Rentals.

Prior to co-founding ACVR, Richard, with an MBA from Lehigh University, lived and worked both in the US and in Europe and has 28 years of C-level experience as CFO and CAO. His most recent position was CFO for Belgacom (Belgium's national telecommunications service provider) Fixed Line business in addition to CAO during a 9-year tenure with the firm. Before Belgacom, he worked as CFO in the financial services industry with 10 years at Chase (Europe Area) and 5 years at Clearstream (HQ in Luxembourg). Additionally, Richard served as Arthur Andersen's firm-wide expert on euro implications and also served as an executive director on a number of company boards.

Leslie is a thirty-two-year resident of Santa Fe and has intimate knowledge of its environs. She brings with her a background in the arts having attended The School of the Art Institute of Chicago as well as the Massachusetts College of Art based in Boston. Leslie is an entrepreneur and prior to ACVR she founded and owned Miss Leslie's Fine Pastries & Wedding Cakes. Additionally, Leslie was employed at Thornburg Investment Management (a mutual fund company headquartered in Santa Fe) for fifteen years.

ACVR strives to be the premier choice in the vacation rental and property management business for Santa Fe, NM. We do not wish to be large, but rather the best. We combine years of real estate and rental experience with an unprecedented level of professionalism to make owning a vacation rental home in Santa Fe an enjoyable and profitable venture.

Our team of additional professionals includes grounds care and housekeeping. We understand that the major key to success in vacation rentals is service to both the owner and the guest. ACVR offers its owners one of the most unique online marketing networks in the vacation rental industry today. We know from market analysis that over 90% of all vacationers will soon book or at least research their travel destination online. With our commitment to customer satisfaction and innovative online marketing our owners can enjoy a marketing platform that will reach millions of potential vacation renters and guests and thereby maximizing rental potential.

We encourage you to take just a few minutes and see why you should consider ACVR as your choice for the management of your property investments or assistance in purchasing your own home in Santa Fe.


Steller's Jay



The Steller's jay is a jay native to western North America, closely related to the blue jay found in the rest of the continent, but with a black head and upper body. It is also known as the long-crested jay, mountain jay, and pine jay. It is the only crested jay west of the Rocky Mountains.


Of course, as you will most definitely notice, there are numerous species of birds at Rass Mandal.

Goshawk



The Northern Goshawk is the bigger, fiercer, wilder relative of the Sharpshinned and Cooper's Hawks that prowl suburbs and backyards. It's an accipiter—a type of hawk with short, broad wings and a long rudderlike tail that give it superb aerial agility. These secretive birds are mostly gray with bold white "eyebrow" stripes over piercing orange to red eyes. Northern Goshawks flash through forests chasing bird and mammal prey, pouncing silently or crashing feet first through brush to grab quarry in crushingly strong talons.

Black Bear



Black bears are North America's most familiar and common bears. They typically live in forests and are excellent tree climbers but are also found in mountains and swamps. Despite their name, black bears can be blue-gray or blue-black, brown, cinnamon, or even (very rarely) white.

Black Bear



Black bears are very opportunistic eaters. Most of their diet consists of grasses, roots, berries, and insects. They will also eat fish and mammals—including carrion—and easily develop a taste for human foods and garbage. Bears who become habituated to human food at campsites, cabins, or rural homes can become dangerous and are often killed—thus the frequent reminder: Please don't feed the bears!

Solitary animals, black bears roam large territories, though they do not protect them from other bears. Males might wander a 15- to 80-square-mile home range. When winter arrives, black bears spend the season dormant in their dens, feeding on body fat they have built up by eating ravenously all summer and fall. They make their dens in caves, burrows, brush piles, or other sheltered spots—sometimes even in tree holes high above the ground. Black bears den for various lengths of time governed by the diverse climates in which they live, from Canada to northern Mexico. Female black bears give birth to two or three blind, helpless cubs in mid-winter and nurse them in the den until spring, when all emerge in search of food. The cubs will stay with their very protective mother for about two years.

Black Bear

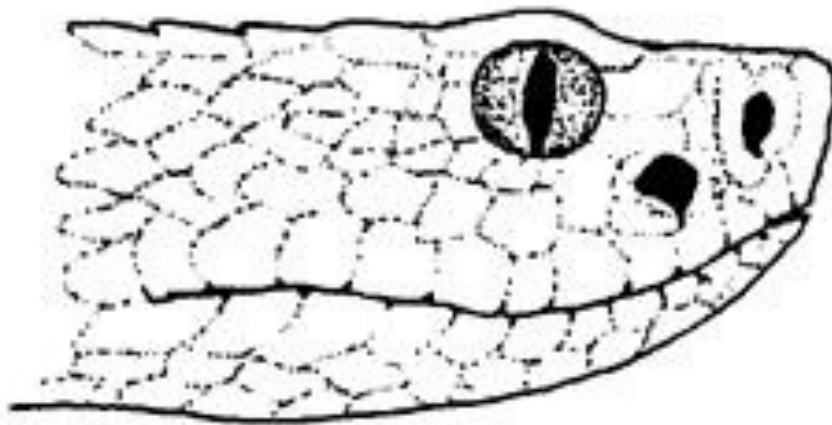
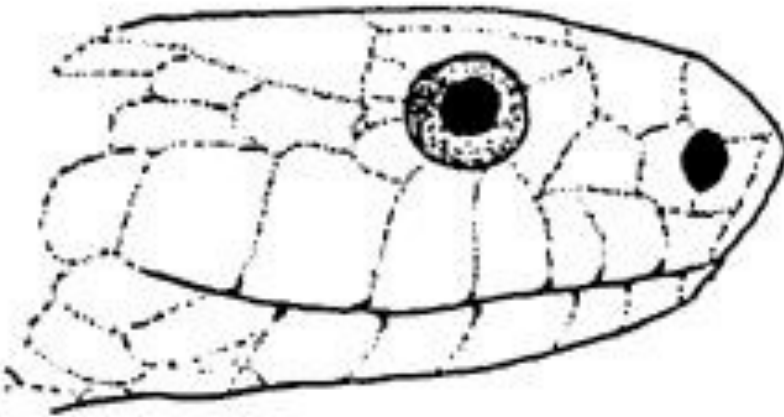


It is wise to stay away from the bears



They will leave when they see you!

Snake Identification




*Heads of nonvenomous (top) and
venomous snakes (bottom)*

It is wise to stay away from the snakes



Bull Snake



Though some bull snakes can be docile, and with some time become accustomed to handling, most are quite defensive.

When bull snakes detect live objects too big to be prey, they seem to perceive the object as a predator and take defensive action. Their first action is to remain quiet, not moving. Then, when they feel they are able to move away from the object, their next line of defense is to move away as quickly as possible. Bull snakes, however, are not fast movers and often must take other defensive actions. When threatened by anything as large as a human, a bull snake's next defensive action is to rear up and make itself look as large as possible, while at the same time hissing at the perceived threat. It typically then begins lunging and retreating at the same time to escape.

A bull snake can sometimes be mistaken for a rattlesnake and killed. Owing to its coloration, dorsal pattern, and semi keeled scalation, it superficially resembles the western diamondback rattler, which is also common within the same range. The bull snake capitalizes on this similarity by performing an impressive rattlesnake impression when threatened. First, it hisses, or forcibly exhales through a glottis or extension of the windpipe. The end of the glottis is covered by a piece of cartilage known as the epiglottis, which flaps back and forth when air is exhaled from the right lung, producing a convincing rattling sound. It also adopts a rattlesnake-like "S-curve" body posture as though about to strike. It commonly vibrates its tail rapidly in brush or leaves and flattens its head to resemble the characteristic triangular shape of the rattlesnake. These defensive behaviors are meant to scare away threats, however, and not to sound an attack.

In contrast to rattlesnakes, which usually keep their tails elevated to sound the most efficient rattle, bull snakes tend to keep their tails in contact with the ground, where they can be vibrated against leaves, for example.



It is wise to stay away from the snakes 😞

Whiptail Lizard



The western whiptail is widespread throughout northern Mexico and the western United States. It is found in hot dry regions, typically with sparse foliage. It can live in woodland, chaparral, riparian areas, or desert. Desert subspecies prefer habitat with vegetation such as sagebrush or shadscale and rely on burrows to escape the desert heat. The western whiptail mostly eats insects, spiders, scorpions, lepidopterans (butterflies and moths), crickets, grasshoppers, and beetles. They use their jaws instead of their tongue to capture their prey. When being attacked by a predator, the western whiptail will drop its tail. The muscles in the tail will continue contracting causing the tail to flop around. This is used to distract the predator from the lizard. However, this is a last-ditch effort. It is very stressful for the lizard. It takes a lot of energy to regrow the tail, and the lizard loses a lot of stored food. This is a tactic often used when the lizard is threatened by a domestic or feral cat.

Rabbit



Since speed and agility are a rabbit's main defenses against predators (including the swift fox), rabbits have large hind leg bones and well-developed musculature. Though plantigrade at rest, rabbits are on their toes while running. Rabbits use their strong claws for digging and (along with their teeth) for defense. Each front foot has four toes plus a dewclaw. Each hind foot has four toes.

Most wild rabbits (especially compared to hares) have relatively full, egg-shaped bodies. The soft coat of the wild rabbit is agouti in coloration (or, rarely, melanistic), which aids in camouflage. The tail of the rabbit (with the exception of the cottontail species) is dark on top and white below. Cottontails have white on the top of their tails.

As a result of the position of the eyes in its skull, the rabbit has a field of vision that encompasses nearly 360 degrees, with just a small blind spot at the bridge of the nose.

Abert's Squirrel



Abert's squirrel or the tassel-eared squirrel is a tree squirrel in the genus *Sciurus* native to the southern Rocky Mountains from the United States to the northern Sierra Madre Occidental of Mexico, with concentrations found in Arizona, the Grand Canyon, New Mexico, and southwestern Colorado. It is closely associated with, and largely confined to, cool dry ponderosa pine forests. It is named in honor of the American naturalist John James Abert. It is recognizable by its tufted ears, gray color, pale underparts and rufous patch on the lower back. The squirrel feeds on the seeds and cones of the Mexican pinyon and the ponderosa pine when they are available, but will also take fungi, buds, bark, and carrion. Breeding normally occurs in summer, with a spherical nest being built high in the canopy.

Mule Deer



The mule deer is a deer indigenous to western North America; it is named for its ears, which are large like those of the mule. The several subspecies include the black-tailed deer.

Unlike the related white-tailed deer, which is found through most of North America east of the Rocky Mountains and in the valleys of the Rocky Mountains from Idaho and Wyoming northward, mule deer are only found on the western Great Plains, in the Rocky Mountains, in the United States southwest, and on the West Coast of North America. Mule deer have also been introduced to Argentina and Kauai, Hawaii.

Bobcat



Bobcats are elusive and nocturnal, so they are rarely spotted by humans. Although they are seldom seen, they roam throughout much of North America and adapt well to such diverse habitats as forests, swamps, deserts, and even suburban areas.

Bobcats, sometimes called wildcats, are roughly twice as big as the average housecat. They have long legs, large paws, and tufted ears similar to those of their larger relative, the Canada lynx. Most bobcats are brown or brownish red with a white underbelly and short, black-tipped tail. The cat is named for its tail, which appears to be cut or "bobbed." Fierce hunters, bobcats can kill prey much bigger than themselves, but usually eat rabbits, birds, mice, squirrels, and other smaller game. The bobcat hunts by stealth but delivers a deathblow with a leaping pounce that can cover 10 feet.

Praying Mantis



The praying mantis is named for its prominent front legs, which are bent and held together at an angle that suggests the position of prayer.

By any name, these fascinating insects are formidable predators. They have triangular heads poised on a long "neck," or elongated thorax. Mantids can turn their heads 180 degrees to scan their surroundings with two large compound eyes and three other simple eyes located between them. Typically, green or brown and well camouflaged on the plants among which they live, mantis lie in ambush or patiently stalk their quarry. They use their front legs to snare their prey with reflexes so quick that they are difficult to see with the naked eye. Their legs are further equipped with spikes for snaring prey and pinning it in place.

Moths, crickets, grasshoppers, flies, and other insects are usually the unfortunate recipients of unwanted mantid attention. However, the insects will also eat others of their own kind. The most famous example of this is the notorious mating behavior of the adult female, who sometimes eats her mate just after—or even during—mating. Yet this behavior seems not to deter males from reproduction.

Orb-weaver Spider



Generally, orb-weaving spiders are three-clawed builders of flat webs with sticky spiral capture silk. The building of a web is an engineering feat, begun when the spider floats a line on the wind to another surface. The spider secures the line and then drops another line from the center, making a "Y". The rest of the scaffolding follows with many radii of non-sticky silk being constructed before a final spiral of sticky capture silk.

Many orb-weavers build a new web each day. Most orb-weavers tend to be active during the evening hours; they hide for most of the day. Generally, towards evening, the spider will consume the old web, rest for approximately an hour, then spin a new web in the same general location.

Hummingbird Moth



At first sight, it's easy to mistake a hummingbird moth for a tiny hummingbird. It feeds on the nectar of flowers, hovering with the body stationary, its transparent wings beating so fast as to be nearly invisible, and a long proboscis protruding beaklike into the blossom. In flight, the wings create a soft buzzing, also like a hummingbird.

Hummingbird moths are members of the sphinx moth family (Sphingidae), which have heavy bodies and long front wings. The wings of hummingbird moths are clear, with a black or brown border, and are nearly invisible when they fly. Males have a flared "tail" like that of a hovering hummingbird.

One obvious difference between the birds and the moths is size. The ruby-throated hummingbird can be 3" long. Hummingbird moths are much smaller at 1-1/2" long.

Horned Lizard (Horny Toad)



The short-horned lizard is often referred to as a “horned toad” or “horny toad” because its squat, flattened shape and short, blunt snout give it a toad-ish look. There are over a dozen recognized horned-lizard species found in the deserts and semi-arid environments of North and Central America, from southern Canada to Guatemala.

Species are distinguishable by the formidable crown of horns adorning their head and the numerous spines across their back. Their coloring can be yellowish, gray, or reddish-brown depending on the environment they inhabit, and, combined with their shape, affords them considerable camouflage on the surface. They feed primarily on ants, waiting for one to unsuspectingly crawl by before snapping it in and swallowing it whole. They are also known to eat grasshoppers, beetles, and spiders.

Tiger Swallowtail Butterfly



The Western Tiger Swallowtail is a beautiful, common butterfly, yellow with black stripes. It is similar to the Eastern Tiger Swallowtail, distinguished by location. Another western species that is quite similar is the Pale Swallowtail. The wingspan is in the 2 1/4" - 3 7/8" range. Life span is about 6-14 days.